

4

3

2

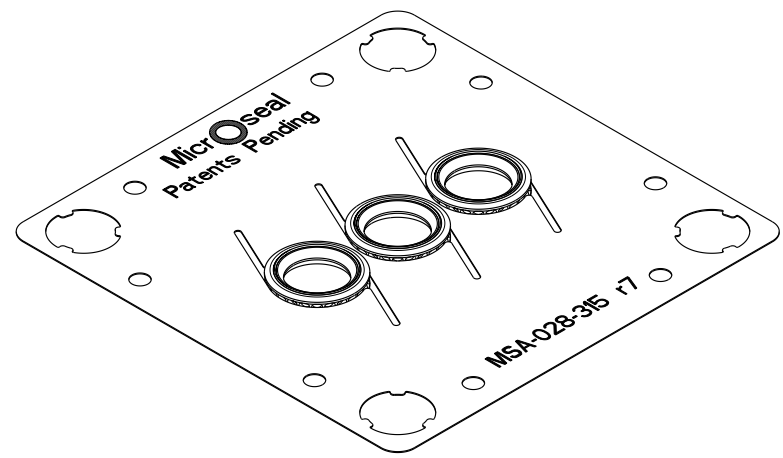
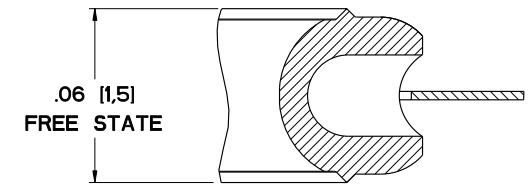
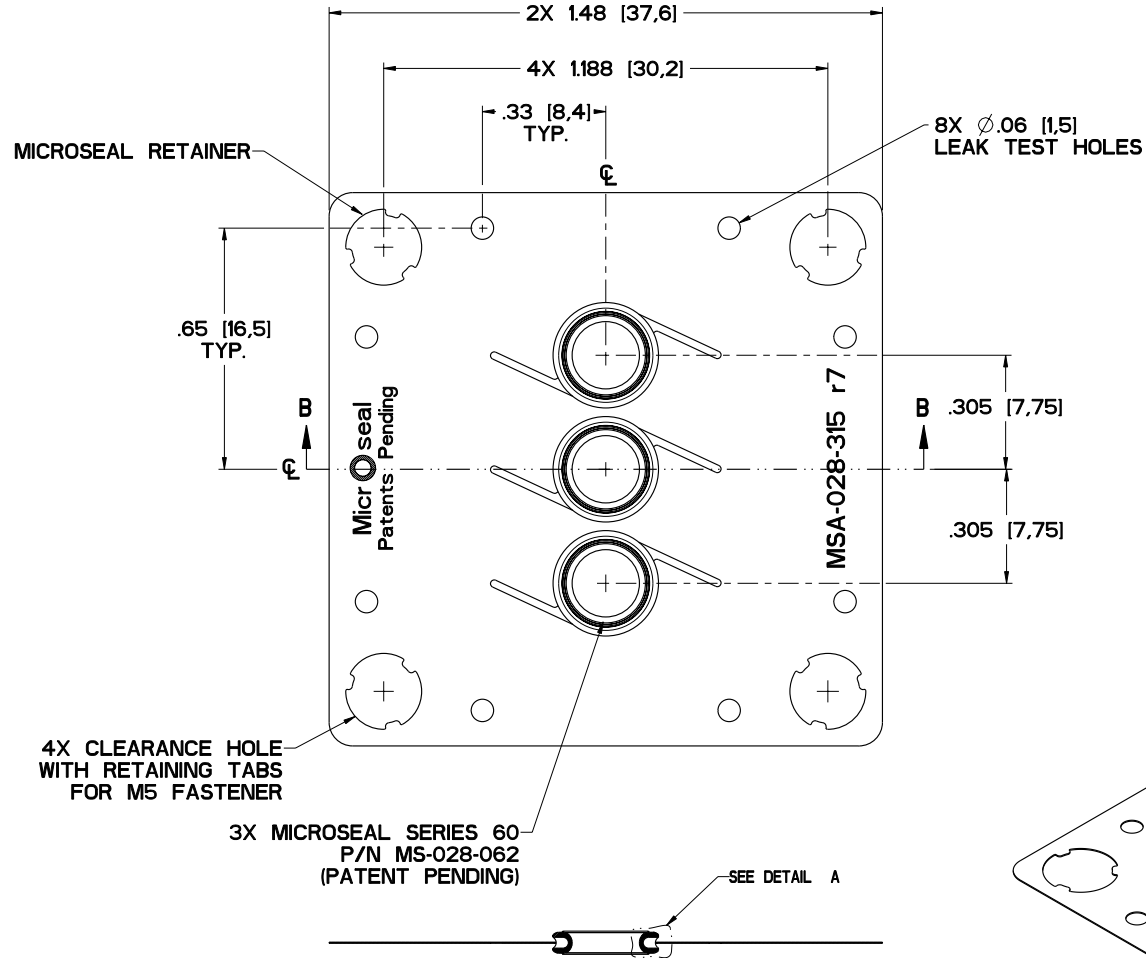
1

MICROFLEX TECHNOLOGIES PROPRIETARY INFORMATION
 THIS DRAWING IS THE EXCLUSIVE PROPERTY OF MICROFLEX TECHNOLOGIES AND EMBODIES A CONFIDENTIAL DESIGN. IT HAS BEEN FORWARDED TO YOU IN STRICT CONFIDENCE FOR A SPECIFIC PURPOSE AND AS A RECIPIENT YOU AGREE NOT TO USE, DISCLOSE, REPRODUCE OR COPY IT IN WHOLE OR IN PART WITHOUT THE EXPRESS WRITTEN CONSENT OF MICROFLEX TECHNOLOGIES AND TO IMMEDIATELY RETURN THE DRAWING UPON REQUEST.

REVISIONS						
REV.	DESCRIPTION	EO#	DATE	ENG.	OLTY.	MFG.
7	UPDATE VIEW PER SEAL RETAINER ECO NUMBER	M01407	10-06-01	MD		

D
C
B
A

D
C
B
A



SECTION B-B

NOTES: UNLESS OTHERWISE SPECIFIED.

1. DUAL DIMENSIONING: INCH [MILLIMETER].

2. PACKAGING: TRIPLE BAG.

FILE NAME: MSA-028-315_REV7	UNLESS OTHERWISE SPECIFIED DIMENSIONS ARE IN INCHES DECIMALS DECIMALS ANGLES .XX ±0.13 .XXX ±0.001 ±0.5°	 10001 Timothy Lane, Villa Park, CA 92661	MICROSEAL ASSEMBLY, SERIES 60 SURFACE MOUNT, SEMI PR3.1 COMPONENT 3 PORT, 1-1/2"W			
MODEL NAME: MSA-028-315	BREAK SHARP EDGES N/A		DRAWN: Michael Doyle 03-10-01 DATE: 03-10-01 ENGINEERING: Michael Doyle 03-10-01 QUALITY: MANUFACTURING:	SIZE C	SCALE 4:1	DRAWING NO. MSA-028-315
USED ON: FLUID DELIVERY SYSTEMS	MATERIAL: N/A	INTERPRET DRAWING PER ANSI Y 14.5M - 1982	DO NOT SCALE DRAWING SHEET 1 OF 1			

4

3

2

1